

The logo for CANTEK, featuring the brand name in a stylized, italicized font within a white rectangular border.

C371

36" WIDEBELT SANDER



C371 | 36" WIDEBELT SANDER

Dependable, consistent sanding results with a robust design that is built to last.


The Cantek C371 36" Widebelt Sander is compact and versatile with a combination sanding unit for calibration and final sanding. The robust sanding unit and heavy-duty frame ensures optimum sanding results. Motorized thickness adjustment with digital thickness control for fast and accurate table adjustment.




Four elevation screws




Safety systems



Electronic belt tracking



Conveyor belt tracking




Variable speed motor



Belt motor



Control panel



Sanding unit

Key Advantages.

- Accurate digital thickness control with both Inch & Metric settings allows operator to key in the desired thickness and table will automatically move into position.
- Small footprint
- Combination sanding unit with 5" rubber contact drum and 2" wide adjustable sanding platen for a wide range of sanding applications.
- Electronic belt tracking for optimum belt life and sanding results
- Ammeter for load monitoring to ensure the proper amount of material is being removed according to the selected grit.
- Disc brake on main motor allows for faster belt changes
- Pneumatic belt tensioning with quick release outboard support to facilitate fast belt changes.
- Double infeed and outfeed pressure rolls for superior part hold down
- Four table raising jack screws
- Material over-height limit switch
- Hour meter records the actual running time of the machine which can be used to provide timely maintenance for the machine
- Interlocks located on all access doors.

Specifications.

Abrasive belt size	37" x 60"
Main motor	20 HP
Feed motor	2HP
Table rise/fall motor	½ HP
Maximum width stock	36"
Minimum part length	13"
Maximum thickness opening	5"
Feed speed: variable	13 to 52 FPM
Passline height	33" - 38"
Infeed table	11 ½"
Dust outlet	1 @ 5"
Compressed air usage	2 CFM @ 90 PSI
New weight	1980 lbs
Machine dimensions	64" x 53" x 73"