




DC SERIES

3-ROLL / 4-ROLL DC SERVO VARIABLE SPEED FEEDERS

DC 40
4 Roll Feeder



DC 30
3 Roll Feeder



DC SERIES

3-ROLL / 4-ROLL DC SERVO VARIABLE SPEED FEEDERS




DC Brushless Servo Motor




Inclinable Feeding Adjustment Indicator



Inclined Feeding



Optional Detachable Inner Roller Prevents Possible Blade Damage to the Work Piece



Optional Detachable Outer Roller Allows Extra Space for Router Piece

FEATURES

- 2/3 HP DC Brushless Servo Motor
 - High efficiency = more power, more torque!
 - Saves over 50% power output than other feeders of the same size
- 3 Rollers (DC 30) or 4 Rollers (DC 40)
- Variable speed 2-22 M/min (7-72 FPM)
- Forward/reverse feed
- Included US13 Heavy Duty Universal Stand which allows for a wide range of feeder positions!
- Optional Dual Rollers for saw clearance

SPECIFICATIONS

	DC 30	DC 40
Voltage	100-120V / 1 Phase 200-240V / 1 or 3 Phase	100-120V / 1 Phase 200-240V / 1 or 3 Phase
Roller Size	Φ120 x 60 mm (Standard) / Φ120 x 25 mm (Optional)	Φ120 x 60 mm (Standard) / Φ120 x 25 mm (Optional)
Roller	3	4
Feeding Speed	2-22 M/min (7-72 FPM)	2-22 M/min (7-72 FPM)
Max. Power Output	500W	500W
Horse Power	2/3 HP	2/3 HP
Packing Size	Body: 588 x 326 x 306 mm (23" x 12 3/4" x 12") Stand: 770 x 320 x 290 mm (30-3/8" x 12-5/8" x 11 1/2")	Body: 685 x 326 x 316 mm (27" x 12 3/4" x 12-3/8") Stand: 770 x 320 x 290 mm (30-3/8" x 12-5/8" x 11 1/2")
Machine Weight	23 kg (51 lbs) 30 kg (66 lbs)	26 kg (57 lbs) 30 kg (66 lbs)
Shipping Weight	25 kg (55 lbs) 32 kg (72 lbs)	28 kg (62 lbs) 32 kg (72 lbs)